




Dan Henry Color: **GREEN ③**  
 Whidbey Island Bank Break Station Hours: 6:30-10:30am  
 Joseph Whidbey State Park Break Station: 7:00-1:00pm

In case of  
 Emergency:  
 call 911.  
 If you need  
 assistance or to  
 be picked up,  
 call or text  
 Heather at  
 206-719-3599

# Cuesheet

→	Turn right onto South Main Street	0.0 mi
←	Turn left onto State Route 20, WA 20	0.5 mi
→	Turn right onto NW Broadway	0.8 mi
←	Turn left onto Black Rd	0.8 mi
→	Turn right onto Vine St	1.0 mi
←	Turn left onto NW Madrona Way	1.4 mi
→	Turn right onto WA-20 E	4.3 mi
→	Turn right onto N Holbrook Rd	5.2 mi
←	Turn left onto Penn Cove Rd	5.3 mi
↑	Continue onto W Scenic Heights Rd	7.2 mi
↑	Continue onto North Scenic Heights Road	9.7 mi
↑	Continue onto Southwest Scenic Heights Street	10.3 mi
→	Turn right at SW 20th Ct	11.0 mi
←	Turn slight left 	11.2 mi
→	Turn right onto Southwest Bayshore Drive	11.2 mi
←	Turn left onto South Beeksma Drive	11.5 mi
→	Turn right onto Southeast Pioneer Way 	11.5 mi
←	Turn left onto SE Midway Blvd	12.2 mi

↑	Continue onto N Goldie Rd	13.4 mi
←	Turn left onto W Ault Field Rd	14.8 mi
↑	Continue onto W Clover Valley Rd	16.0 mi
→	Turn right onto Crosby Road	17.7 mi
↑	Continue onto W Beach Rd 	18.9 mi
↑	Continue onto North West Beach Road	23.3 mi
→	Turn right onto La Mesa Dr	24.3 mi
←	Turn left onto Fort Ebey Rd	24.7 mi
←	Turn left onto W Libbey Rd	25.2 mi
→	Turn right onto WA-20 W	26.4 mi
→	Turn right onto S Sherman Rd	29.1 mi
←	Turn left onto Cook Rd	29.5 mi
→	Turn right onto Ebey's Landing Rd	30.0 mi
←	Turn left onto Hill Rd	31.0 mi
←	Turn left onto S Engle Rd	32.1 mi